




entryhandles

make a design statement



opening doors in auSTYLE

YOUR FRONT DOOR SHOULD MAKE A DESIGN STATEMENT

CREATE A CLEAN MODERN ENTRANCE WITH DESIGNER SECURITY
HIGH SECURITY ROLLER LOCK WITH INTEGRATED PRIVACY AND
DEAD BOLT FUNCTION AND MATCHING SNIB/ESCUTCHEON SETS

Heavy Duty Roller
Latch Mechanism.
There is an
ADJUSTABLE SPRING
TENSION in the roller
to suit your desired
opening tension.

Unlocking the dead
bolt cylinder will also
simultaneously unlock
and release the
privacy function for a
quick exit.



The direction of the
SNIB PROVIDES A
VISUAL REFERENCE
to indicate whether
the privacy bolt (and
the door)
is in the locked or
unlocked position.




49217 Satin Chrome

Integrated Round
Snib/Escutcheon
43737



Integrated Square
Snib/Escutcheon
43736



Handle Design
43836 (450mm)

Handle Design
43888 (500mm)



POLISHED BRIGHT STAINLESS STEEL FINISH



item#	details	L	C	D	P
33885	1pc Single	300	285	25x50 _{mm}	50
33886	2pcs Back-to-back	300	285	25x50 _{mm}	50
33887	1pc Single	500	475	25x50 _{mm}	50
33888	2pcs Back-to-back	500	475	25x50 _{mm}	50

SATIN STAINLESS STEEL FINISH

item#	details	L	C	D	P
43885	1pc Single	300	285	25x50	50
43886	2pcs Back-to-back	300	285	25x50	50
43887	1pc Single	500	475	25x50	50
43888	2pcs Back-to-back	500	475	25x50	50
43889	1pc Single	800	757	25x50	50
43890	2pcs Back-to-back	800	757	25x50	50

KEY TO HANDLE SPECIFICATIONS

L = Overall Length of the handle
C = Screw Fixing centre-to-centre
D = Diameter of handle
P = Overall Projection



SATIN STAINLESS STEEL FINISH

item#	details	L	C	D	P
43815	1pc Single	300	250	20x10 _{mm}	55 _{mm}
43816	2pcs Back-to-back	300	250	20x10 _{mm}	55 _{mm}
43817	1pc Single	600	400	30x15 _{mm}	82 _{mm}
43818	2pcs Back-to-back	600	400	30x15 _{mm}	82 _{mm}
43819	1pc Single	900	700	30x15 _{mm}	82 _{mm}
43820	2pcs Back-to-back	900	700	30x15 _{mm}	82 _{mm}



SATIN STAINLESS STEEL FINISH

item#	details	L	C	D	P
43823	1pc Single	400	370	30x15 _{mm}	
43824	2pcs Back-to-back	400	370	30x15 _{mm}	67
43827	1pc Single	800	770	40x15 _{mm}	67
43828	2pcs Back-to-back	800	770	40x15 _{mm}	67



POLISHED BRIGHT STAINLESS STEEL FINISH

item#	details	L	C	D	P
33829	1pc Single	600	575	25x25 _{mm}	67
33830	2pcs Back-to-back	600	575	25x25 _{mm}	67

SATIN STAINLESS STEEL FINISH

item#	details	L	C	D	P
43829	1pc Single	600	575	25x25 _{mm}	67
43830	2pcs Back-to-back	600	575	25x25 _{mm}	67



SATIN STAINLESS STEEL FINISH

item#	details	L	C	D	P	Legs
43807	1pc Single	450	300	25x25 _{mm}	65	25x15 _{mm}
43808	2pcs Back-to-back	450	300	25x25 _{mm}	65	25x15 _{mm}
43809	1pc Single	600	400	25x25 _{mm}	65	25x15 _{mm}
43810	2pcs Back-to-back	600	400	25x25 _{mm}	65	25x15 _{mm}
43811	1pc Single	900	600	25x35 _{mm}	75	30x15 _{mm}
43812	2pcs Back-to-back	900	600	25x35 _{mm}	75	30x15 _{mm}
43813	1pc Single	1200	900	25x35 _{mm}	75	30x15 _{mm}
43814	2pcs Back-to-back	1200	900	25x35 _{mm}	75	30x15 _{mm}



SOLID OAK

item#	details	L	C	D	P
43861	1pc Single	800	400	60	75
43862	2pcs Back-to-back	800	400	60	75



SATIN STAINLESS STEEL FINISH

item#	details	L	C	D	P
43901	1pc Single	600	400	45	72
43902	2pcs Back-to-back	600	400	45	72
43905	1pc Single	1200	900	45	72
43906	2pcs Back-to-back	1200	900	45	72



SATIN STAINLESS STEEL FINISH

item#	details	L	C	D	P
43863	1pc Single	600	400	38	80
43864	2pcs Back-to-back	600	400	38	80



SATIN STAINLESS STEEL FINISH

item#	details	L	C	D	P
43865	1pc Single	450	300	25	70
43866	2pcs Back-to-back	450	300	25	70
43867	1pc Single	600	400	32	77
43868	2pcs Back-to-back	600	400	32	77



SATIN STAINLESS STEEL FINISH

item#	details	L	C	D	P
43845	1pc Single	450	300	32	71
43846	2pcs Back-to-back	450	300	32	71
43847	1pc Single	600	400	38	77
43848	2pcs Back-to-back	600	400	38	77
43849	1pc Single	900	600	38	77
43850	2pcs Back-to-back	900	600	38	77
43851	1pc Single	1200	900	38	77
43852	2pcs Back-to-back	1200	900	38	77



SATIN STAINLESS STEEL FINISH


item#	details	L	C	D	P
43869	1pc Single	300	200	25	60
43870	2pcs Back-to-back	300	200	25	60
43873	1pc Single	600	400	32	90
43874	2pcs Back-to-back	600	400	32	90
43875	1pc Single	900	600	38	90
43876	2pcs Back-to-back	900	600	38	90

Custom sizes and specifications can be manufactured to suit specific projects.



DARK WALNUT CENTRE - POLISHED STAINLESS STEEL ENDS

item#	details	L	C	D	P
43857	1pc Single	800	550	38 _{mm}	75
43858	2pcs Back-to-back	800	550	38 _{mm}	75



OAK CENTRE POLISHED ENDS

item#	details	L	C	D	P
43909	1pc Single	600	575	45	63
43910	2pcs Back-to-back	600	575	45	63

SATIN CENTRE/POLISHED ENDS

item#	details	L	C	D	P	item#
43915	1pc Single					43915
43916	2pcs Back-to-back					43916



SATIN STAINLESS STEEL FINISH

item#	details	L	C	D	P
43881	1pc Single	350	325	25 _{mm}	67
43882	2pcs Back-to-back	350	325	25 _{mm}	67
43883	1pc Single	600	562	38 _{mm}	88
43884	2pcs Back-to-back	600	562	38 _{mm}	88



SATIN STAINLESS STEEL FINISH


item#	details	L	C	D	P
43891	1pc Single	400	280	38 _{mm}	74
43892	2pcs Back-to-back	400	280	38 _{mm}	74
43893	1pc Single	600	400	38 _{mm}	74
43894	2pcs Back-to-back	600	400	38 _{mm}	74
43895	1pc Single	900	700	45 _{mm}	82
43896	2pcs Back-to-back	900	700	45 _{mm}	82
43897	1pc Single	1800	1500	45 _{mm}	82
43898	2pcs Back-to-back	1800	1500	45 _{mm}	82



SATIN STAINLESS STEEL FINISH

item#	details	L	C	D	P
43831	1pc Single	450	425	25 _{mm}	64
43832	2pcs Back-to-back	450	425	25 _{mm}	64
43833	1pc Single	300	268	32 _{mm}	81
43834	2pcs Back-to-back	300	268	32 _{mm}	81
43835	1pc Single	450	418	32 _{mm}	81
43836	2pcs Back-to-back	450	418	32 _{mm}	81
43841	1pc Single	600	568	32 _{mm}	81
43842	2pcs Back-to-back	600	568	32 _{mm}	81
43843	1pc Single	1300	1268	32 _{mm}	81
43844	2pcs Back-to-back	1300	1268	32 _{mm}	81

Quality is never an accident, it is the result of intention, innovation and skilful execution.



auSTYLE architectural hardware

opening doors in auSTYLE

The *austyle* philosophy demonstrates how good ideas become reality. Every *austyle* product is designed and manufactured with an emphasis on quality raw materials, practical functionality and unique designs.

Whether the product is 304 stainless steel or solid virgin brass, strength in foundation through the use of high grade raw materials ensures *austyle* products can withstand the tolerances required in all commercial or domestic, internal or external applications.

austyle products are manufactured to exceed ISO9000 international quality standards and are mechanically and practically functional as well as simple and easy to install.

Our in house design team develops products that reflect current market styles and trends and many of our unique designs have design registrations and mechanical patents to protect their individuality.

Welcome to the *austyle* range of quality architectural hardware and a new approach in design innovation.

Office: 137-145 Chesterville Rd. Moorabbin, Victoria 3189 Australia

Postal: P.O.Box 623, Moorabbin, Victoria 3189 Australia

(p) 03 9553 3559

(f) 03 9553 3558

(e) info@austyle.com.au



www.auSTYLE.com.au